

IF A DOG IS AGGRESSIVE:

Don't turn your back and run away "BE LIKE A TREE" - stay in one spot and be perfectly still.

Don't stare into the dogs eyes. Look at a point above it or at its ears.

Try to keep something between you and the dog, such as a bag, parcel or clipboard.

Don't ever lie on the ground to protect yourself, but if you are knocked to the ground, curl up into a ball and use your arms to cover your head and neck.



ALL INCIDENTS SHOULD BE REPORTED AS SOON AS POSSIBLE TO YOUR LOCAL ANIMAL CONTROL DEPARTMENT

KNOW WHAT TO DO IF YOU ARE BITTEN OR SCRATCHED

- Wash and disinfect the wound thoroughly.
- Apply a sterile dressing.
- Seek medical attention. You may need a tetanus booster or antibiotics.



TRY TO TAKE NOTE OF:

- The type, size and colour of the dog.
- Any collar or tags it was wearing.
- Time and location of the incident.
- The direction the dog took if it ran off.



REPORT THE BITE TO YOUR LOCAL ANIMAL CONTROL DEPARTMENT

REMEMBER DOG BITES CAN BE PREVENTED

✓ **BE ALERT**
and avoid trouble.

✓ **KNOW**
how to protect
yourself.

✓ **SEEK**
immediate medical help
if bitten or scratched.

✓ **REPORT**
all incidents to your
local Animal Control
Department.



DON'T TAKE CHANCES WITH DOGS



BE A RESPONSIBLE DOG OWNER
Remember Dogs must be under control
AT ALL TIMES



Produced by Animal Control Services
P.O. Box 6575, Wellesley St, Auckland, NZ
Auckland City (09) 360 0750
Papakura D.C. (09) 360 0750
Franklin D.C. (09) 237 1300



**How to Stay
Safe Around
DOGS**

STAYING SAFE

Around dogs, means not taking chances with dogs that are unfamiliar or unfriendly.

YOU CAN HELP

to protect yourself and others by knowing how to recognise the warning signals.


DOGS BITE

people when they are angry, afraid or hurt.

YOU CAN TELL

if a dog is likely to bite.

ALL DOGS WILL BITE UNDER THE RIGHT CONDITIONS



In most cases there are warning signs ...


DOG BITES CAN BE PREVENTED

An Animal Control Services Presentation

BE ALERT FOR:

An Aggressive Posture


- Erect ears
- Stiff body
- Stiff tail
- Erect hackles



THIS DOG IS READY TO BITE

A Fearful Posture


- Ears are back
- Body is crouched
- Head is down
- Tail is between legs



THIS DOG WILL BITE if it feels threatened

A Playful Posture (Play Bow)

- Front half of body is low
- Rear of body raised
- Smiling with tongue out
- Wagging tail



This Dog wants to play. If play gets rough or dog gets too excited THIS DOG WILL NIP OR BITE

Other warning signs are:

- Growling, snarling, snapping
- Bared teeth, curled lips
- Raised hair on back
- Staring straight ahead



STEPS YOU CAN TAKE TO AVOID TROUBLE


DO NOT enter a property until the dog has been properly restrained. Note: This does not mean the dog's owner holding the dog. If possible phone ahead to ask the owner to confine the dog. Take note of signs such as "Beware of Dog" notices, bones or droppings on the lawn, food and water bowls or a kennel. If you are not sure if a dog is on the property, rattle the gate or whistle.



NEVER approach or touch an unfamiliar dog.


NEVER tease or threaten any dog.

REMEMBER even small dogs bite.



DON'T

surprise a dog by creeping up on them, let them know you are there by whistling or calling softly.



NEVER interrupt a dog that is eating or sleeping.




WHEN you walk, jog or cycle and see a wandering dog, notify your Animal Control Department, so they can make the area safe for you.




HOW TO MEET A DOG:




NEVER RUN UP to a stray dog and try to pet him



IF A STRAY Dog approaches you, stand still. Be like a tree!



LET THE DOG sniff you. This is how he gets to know you.



MOVE SLOWLY and speak softly. Quick movements and loud voices can scare a dog.



IT IS NOT a good idea to pet a stray, even if he does seem friendly.



AND REMEMBER NEVER RUN AWAY from a dog, because he might chase you.

Know How to Protect Yourself DON'T

- Wave your hands around or make nervous jerky movements around the dog.
- Make loud or threatening noises or gestures.
- Lean over the dog or touch the back of its head or neck.
- Make a dog feel trapped by cornering or boxing it in.

DO

- Remain calm.
- Use slow, smooth and steady movements
- Use high pitched vocal tones, not gruff threatening ones.
- Always let the dog come to you.
- Pat dogs under the chin and on the chest, NOT around the head and neck.

How to Stay Safe Around DOGS